



HyFlex Classrooms

The art of capturing the in-class experience.



Donnell Johnson

Trainer


Instructional Technologies, OIT



561.297.4901



DonnellJohnson@fau.edu





What is a HyFlex Classroom?

- The purpose of the hyflex classroom is to allow courses to take place face-to-face and online simultaneously.
- At FAU, the classroom you are assigned to, will be one of three different types.
- They will vary slightly by equipment and capabilities, but this training will cover everything you may see.

Cleaning your teacher station.

- Each classroom will be equipped with wipes and hand-sanitizer.
- It is recommended that you wipe down your keyboard, mouse, and touch panel prior to using the equipment.



Starting up the Room





How to use the manual panel



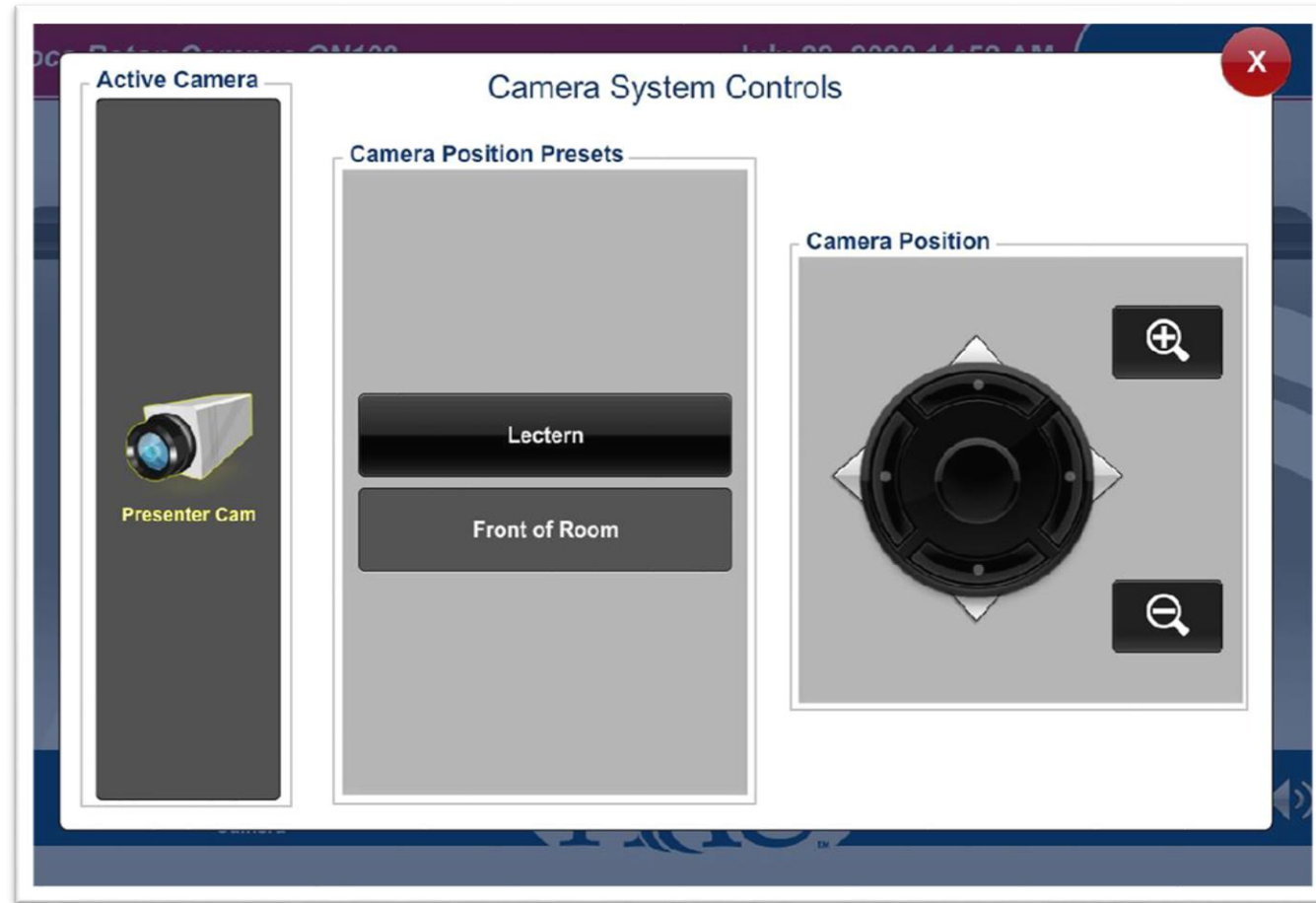


How to use the digital panel





How to move the camera digitally.




How to turn
on the
document
camera.




Webex Events Live Streaming Broadcast Process

1. Enter the Webex Events room as a host.

2. Click on the ... button to bring up the menu:



3. Click Start live streaming



Using the document camera.



How to use the classroom microphone.



How to get help.

- Desktop Support
 - 561 297-3707
- Rocket Chat
 - <https://fau.edu/oit/instructional/support>
- Make a personal appointment
 - Techevents.fau.edu
- Submit a help request
 - Helpdesk.fau.edu

OUT OIT HELP DESK

S

I technologies. The videos below serve as quick guides ns.

FAU Live Chat

Please let us know a little information to start the chat process.

Name *

Classroom Teacher

Email *

canvasadmin@fau.edu

I need help with...

Classroom Support

Start chat

Powered by ROCKET.CHAT

How to use the Cable Cubby

FAU OFFICE OF INFORMATION TECHNOLOGY INSTRUCTIONAL TECHNOLOGIES
Florida Atlantic University

to Use the Cable Cubby

Zoom

Using zoom in a HyFlex Classroom (live demo & training).