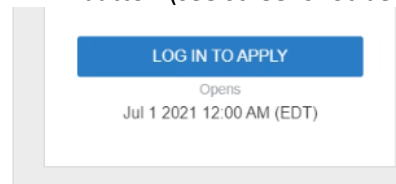


Instructions for the Prestigious Fellowships Intake Form

1. Access the Prestigious Fellowships Intake form by clicking on the following link: <https://ouri-fau.smapply.io/prog/fellowships/>. Click on the “LOG IN TO APPLY” button (see screenshot below).

Prestigious Fellowships Student Intake Form

Prestigious fellowships are nationally competitive opportunities for undergraduate and graduate students and alumni interested in pursuing advanced study, national and



2. You will be redirected to FAU’s single sign on (SSO) page (see screen shot below). Please log in using your FAU net ID and password (NOTE: this may require a Push notification approval).

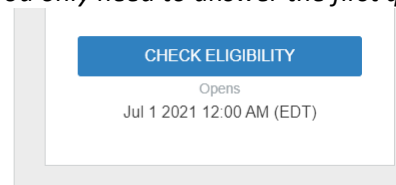
LOGIN TO SURVEYMONKEY APPLY

Sign in with your FAUNet ID

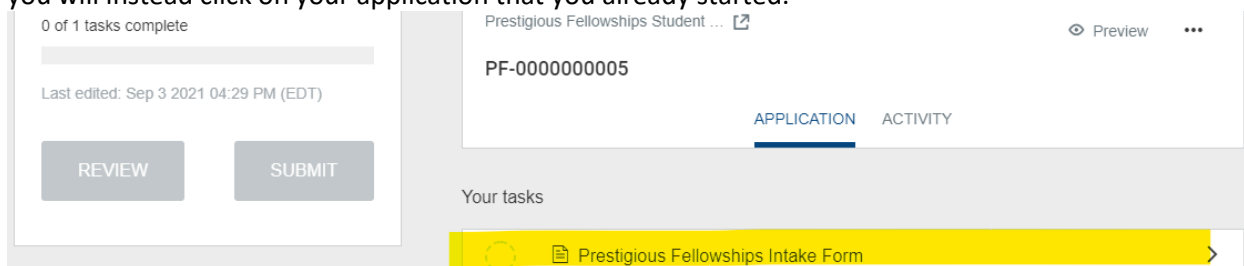
3. If this is your first time in Survey Monkey Apply, you will need to complete your eligibility. Click on the blue “CHECK ELIGIBILITY” button and complete the form. *NOTE: This is a one-time requirement that **must** be completed in order to see the/apply to the open programs. You only need to answer the first question.*

Prestigious Fellowships Student Intake Form

Prestigious fellowships are nationally competitive opportunities for undergraduate and graduate students and alumni interested in pursuing advanced study, national and



4. Click on the “APPLY” button, which will become available once you complete the eligibility form. You will be redirected to the screen that has your application status, your application number, and your tasks. Below the “Your tasks” section, please click on the “Prestigious Fellowships Intake Form” link which will redirect you to the intake form (see screen shot below). After you have done this once, when you go back into your application, you will instead click on your application that you already started.



5. Complete the application as required.
 - a. If you need to stop and finish later, click on the gray “SAVE & CONTINUE EDITING” button. When you resume, you will be directed to the All Applications screen under which your current incomplete application(s) will be listed. Click on the green “CONTINUE” button to finish and mark your application as complete (see letter b - next step).
 - b. Once you are ready to submit, click on the blue “MARK AS COMPLETE” button located at the bottom of your application, and then click on the blue SUBMIT button to finalize and submit your application.
6. Once you confirm your submission choice, you will see a pop-up box thanking you for your submission and offering you a choice to view other programs or return to your application. And that’s it – you’re finished. Any questions, please email fellowships@fau.edu.