

Application for the School of Architecture – Design 1 (Lower Division)

Please print clearly

Name: _____ *FAU Student #: _____

**Your FAU student number is an eight digit number that is preceded by the letter Z. You can find this number on any correspondence you have received from the Office of Admissions and it is available when you log in to MyFAU.*

Address: _____
Street City State Zip

Phone: (_____) _____ Cell Phone: (_____) _____

Email: _____

Have you previously taken courses at FAU? Yes No

If yes, how many credits do you have? _____

If no, do you have college credit from Advanced Placement or another program?

Yes No

If yes, how many credits? _____

If yes, in which program? _____

INSTRUCTIONS:

Applicants should complete all four of the attached drawing and writing exercises. While drawing ability and experience will be helpful it is expected that students entering the first year of a design program are still developing these skills. This application is not simply a measure of drawing ability: these exercises are also intended to test your craftsmanship, problem solving, and critical thinking skills. Keep this in mind while developing your solutions. Please pay close attention to the instructions for each exercise and make sure to write your name at the top of each page.

The attached applications are due back in the School of Architecture on **Thursday, February 6, 2009**. Applications may be hand delivered or sent through the mail. Mailed applications should be postmarked no later than February 6th. Please return completed applications to:

**Admissions Committee
 FAU School of Architecture
 111 East Las Olas Boulevard
 Fort Lauderdale, FL 33301**

By signing below you attest that all of the work contained in this application is your own original work, written and drawn, and was completed by you without outside assistance from others.

 Applicant Signature


 Date

Name:

Drawing Exercise 1

The following exercise should be drawn in pencil from an actual object, not from a photograph, digital image, or drawing.


Sketch the rear derailleur of a bicycle. Select a view that illustrates the relationship between the bicycle chain and the engaged gears. Complete your drawing in the space below.

A large, empty rectangular box with a thin black border, intended for the student to draw a sketch of a bicycle rear derailleur. The box occupies the lower two-thirds of the page.

Name:

Drawing Exercise 2


Look at the photograph on the right and, using pencil or pen, re-draw this view to illustrate what you think are the most important characteristics of the scene.



Name:

Drawing Exercise 3

In the space provided below develop a black and white composition by repeating and arranging the three shapes shown below. You may scale, rotate, copy and arrange these objects as many times as you wish. In developing your composition be intentional about the secondary space (white) created in between your primary shapes (black).



Name:

Writing Exercise

Describe a specific and significant architectural experience that has influenced your decision to pursue the study of architecture. How did sensory input shape your perceptions? Considerations may include (but are certainly not limited to): the color or quality of light; an echo or reverberation; a pattern created by shade or shadow; the roughness or smoothness of a surface. Considerations may also be spatial or emotional. Be careful to explain not only what the experience was, but also why it was significant.

You may use the back of this page if you require additional space.

